



MINISTRY OF EDUCATION
AND CULTURE



CYPRUS PEDAGOGICAL
INSTITUTE



Eduweb

Combating Digital Exclusion
Children educate digitally illiterate
adults in safe and creative web

Adults Training Lessons

Online communication

Installing Skype on a computer with
Windows operating system

Co-funded by the
Erasmus+ Programme
of the European Union



This project has been funded with support from the European Commission. This publication reflects the views of the partners, and the Commission cannot be held responsible for any use which may be made of the information contained therein.

EduWeb: Combating Digital Exclusion - Children educate digitally illiterate adults in safe and creative web

O3A2: Educational Material

Adults Training Lessons

Created by: Theophilos Theodorou, Anastasia Ioannou (2nd Grate)

General Editing: Theodora Kakouri, Computer Science teacher

Aradippou Lyceum-Tasos Mitsopoulos, Cyprus

Version 0.1

January 2018



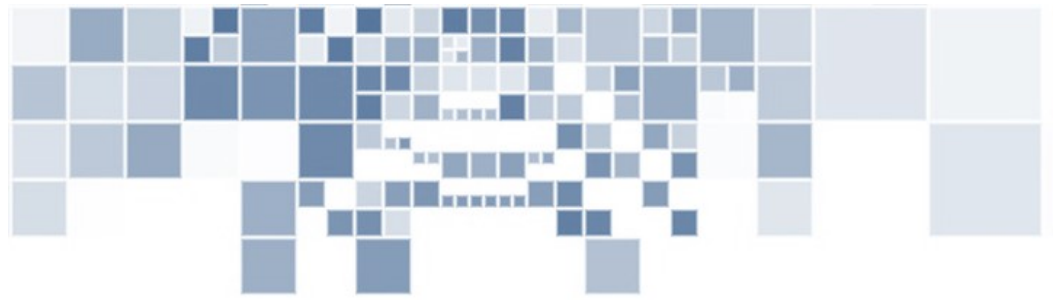
Attribution-NonCommercial-ShareAlike

CC BY-NC-SA

The EduWeb project is funded by the European Commission via the Erasmus+ programme, Action Key 2. This publication reflects the views only of the authors and it does not represent the opinion of the European Commission, and the European Commission is not responsible or liable for any use that may be made of the information contained therein.

Co-funded by the
Erasmus+ Programme
of the European Union





Skype

LESSON 1

Category: Online communication

Activity Description:

Installing Skype on a computer with Windows operating system.




Aims (What are you going to learn?):

- ⇒ You will learn how to install Skype on a computer with Windows operating environment.



Digital Competences:

⇒ Communication and collaboration.



What are you going to need?

⇒ Equipment: computer
(laptop or desktop)

⇒ Web browsing application
(e.g. Chrome)

⇒ Peripherals: Microphone, camera
(build-in or external).



Audience: Adults with basic digital competences in using a computer and web browsing.



Time needed: 10 minutes

Before we start we need to ensure that the user has:

- ⇒ the necessary equipment to access internet,
- ⇒ the ability to handle basic computer or “smart” device functions,
- ⇒ e-mail or mobile phone.

Level of difficulty:




1




2



3



4



5

Similar applications:

⇒ Viber



⇒ ooVoo



⇒ Google Hangouts

