



MINISTRY OF EDUCATION
AND CULTURE



CYPRUS PEDAGOGICAL
INSTITUTE



Eduweb

Combating Digital Exclusion
Children educate digitally illiterate
adults in safe and creative web

Adults Training Lessons

Online entertainment

Search and change video settings on
YouTube without an account

Co-funded by the
Erasmus+ Programme
of the European Union



This project has been funded with support from the European Commission. This publication reflects the views of the partners, and the Commission cannot be held responsible for any use which may be made of the information contained therein.

EduWeb: Combating Digital Exclusion - Children educate digitally illiterate adults in safe and creative web

O3A2: Educational Material

Adults Training Lessons

Created by: Maximos Alkiviades (2nd Grate)

General Editing: Theodora Kakouri, Computer Science teacher

Aradippou Lyceum-Tasos Mitsopoulos, Cyprus

Version 0.1

January 2018



Attribution-NonCommercial-ShareAlike

CC BY-NC-SA

The EduWeb project is funded by the European Commission via the Erasmus+ programme, Action Key 2. This publication reflects the views only of the authors and it does not represent the opinion of the European Commission, and the European Commission is not responsible or liable for any use that may be made of the information contained therein.

Co-funded by the
Erasmus+ Programme
of the European Union



STEPS

1

Open a web browsing application (e.g. Google Chrome) by double-clicking on the icon .



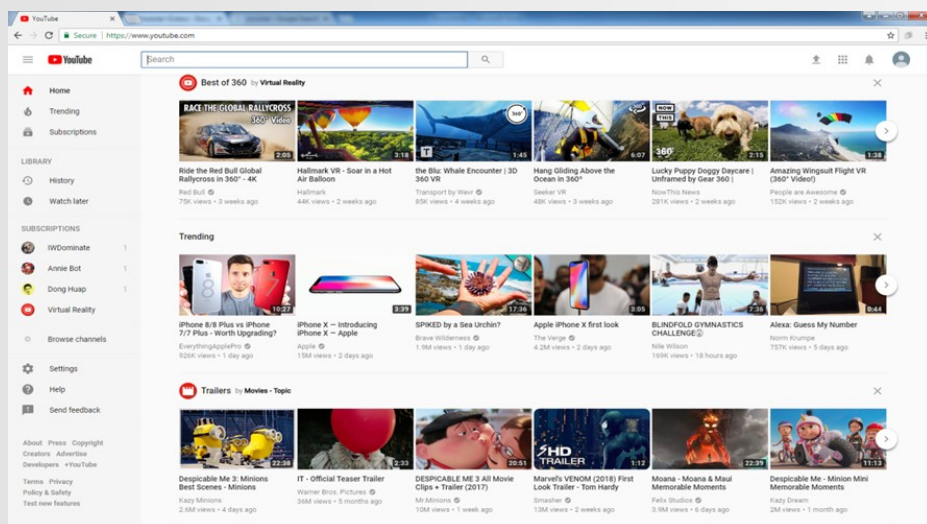
2

Type YouTube web address (www.youtube.com), as shown in the picture below. .

The image shows a web browser address bar with the URL "https://www.youtube.com" entered. The address bar includes navigation buttons (back, forward, refresh) and a search icon.

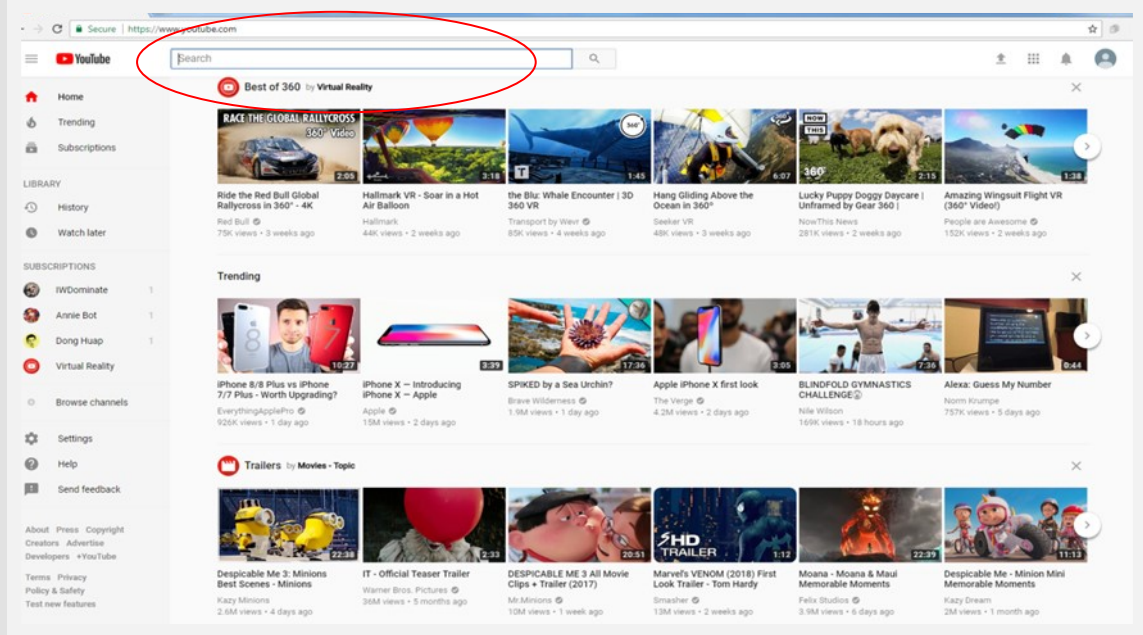
3

Through the web browsing application you will be redirected at YouTube website, with the distinctive logo.



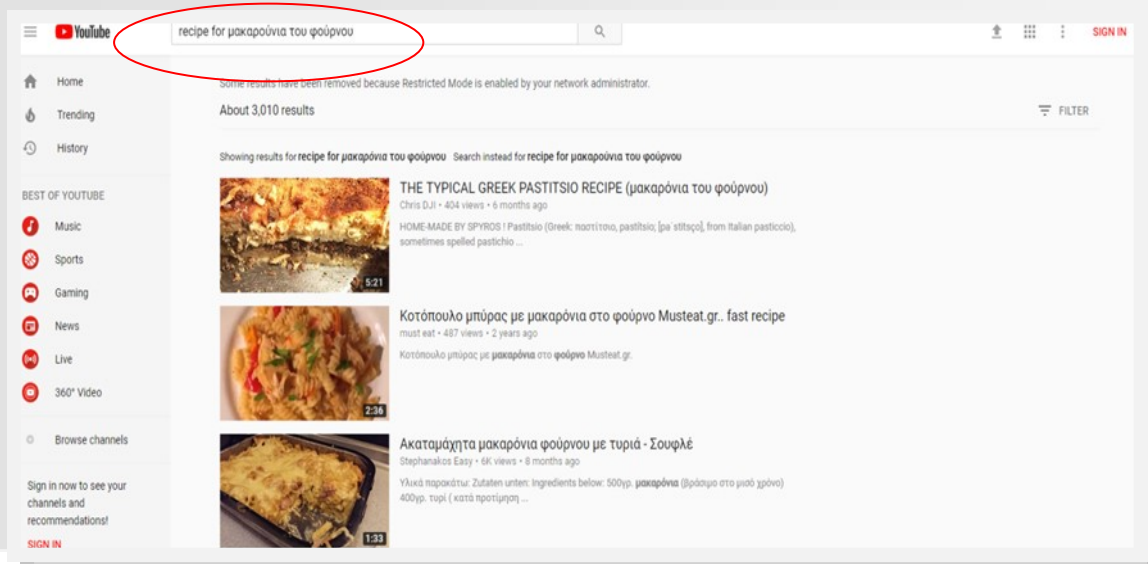
4

To search for a video, type the title in the search field of the page:



5

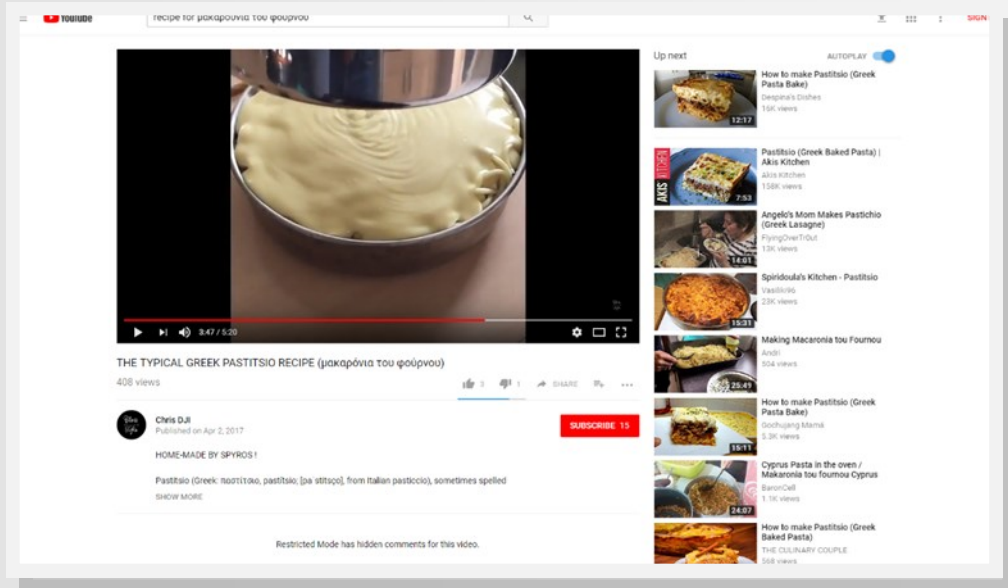
After your search, a number of videos related to the text typed in the search field will appear (at the example below we are looking for “pastitsio” recipe and a number of videos appear, presenting the preparation process of this food).



2

6

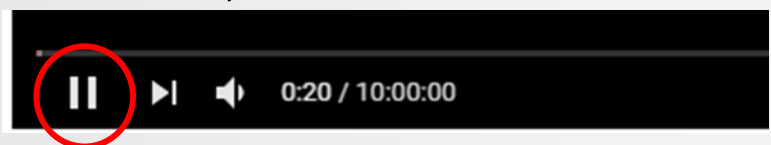
Click on the video you want to watch:



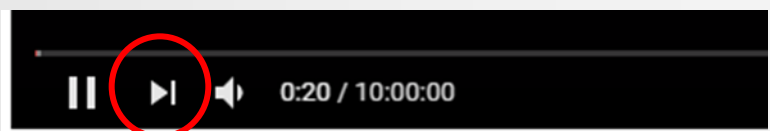
7

Some actions and settings to have in mind when watching a video are the following:

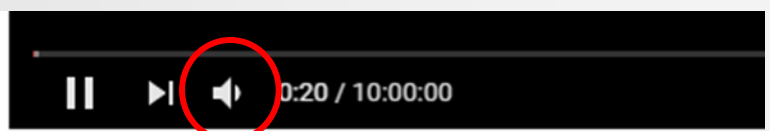
⇒ To pause a video click on the “pause” icon and click again to start it:



⇒ To proceed to the next video click on the icon presented in the image:



⇒ To change sound volume choose the speaker-like icon



3

⇒ To enter full-screen choose the icon presented in the image :



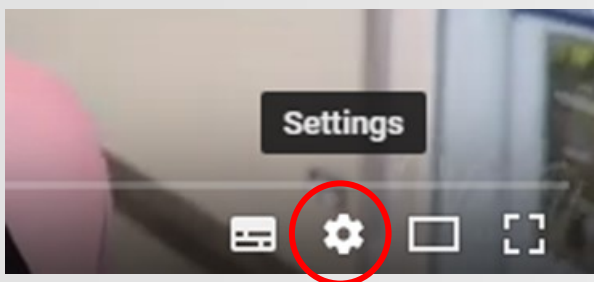
⇒ For cinema mode click on the icon next to the full-screen icon, as presented in the image below:



⇒ For settings related to:

- Video image quality
- Video speed
- accept annotations
- accept autoplay

click on the settings icon.



Modify the settings based on your needs (subtitles, speed, etc.)

