



Quick guide

Updating students to content buddies

For content providers

* When a user reaches a specific number of points, you may allow this user to create new courses with educational material. Here is how:

Transforming a user (student) to “content buddy”

The screenshot displays the Eduweb user interface. At the top, there is a navigation bar with a menu icon, the text "Combating Digital Exclusion", the language "ENGLISH (EN)", and a "Log in" button circled in red with a "1" next to it. Below the navigation bar, the main content area is divided into several sections:

- Available courses:** A list of courses including "Sending Your First Email", "test course 1", "A test course related to email (L-Bundle)", and "test course 2". Each course entry includes a brief description and the course creator's name.
- COURSE CATEGORIES:** A section with links for "COURSES", "LIBRARY", and "All courses ...".
- TAGS:** A section with the word "Communicate" and several level tags: "Easy level", "English", and "Ελληνικά".

The Eduweb logo is visible in the top left of the main content area, and a stylized pencil icon is in the top right.



Eduweb



2

Remember username

Log in

3

Forgotten your username or password?

Cookies must be enabled in your browser [?](#)

Some courses may allow guest access

Log in as a guest

Is this your first time here?

To gain points from your achievements, you first need to create an account.

Create new account



provider provider

Reset page to default

Stop customising this page

LEARNING PLANS



COURSE OVERVIEW



Number of courses to display: Always show all

No course information to show.

COURSE CATEGORIES



COURSES

3a

LIBRARY

All courses ...



LEVEL UP!



Course categories: COURSES

Search courses

Expand all

- Communicate
 - Stay informed
 - Entertain
 - Protect one's Self and Others
 - Create
 - Shop
 - Technical skills
- L-BUNDLE TEMPLATE  

Content Buddies and Content Providers can use this template as a guide to create their own courses.
Here, the course summary must be written, a few words about the course.

LEVEL UP!  



3*

1* to go

To gain experience points and level up, FIRST enrol in the course, by clicking the little GEAR icon at the top of the course page.

RECENT REWARDS

- 1* Activity completed 118w
- 1* Activity completed 118w
- 1* Activity completed Sep 8



Info













Ladder

Course and category management

Viewing: Course categories and courses

Course categories

Create new category

<input type="checkbox"/>	<input type="checkbox"/>	COURSES	3c 	1	
<input type="checkbox"/>	<input type="checkbox"/>	Communicate		2	
<input type="checkbox"/>	<input type="checkbox"/>	Stay informed		1	
<input type="checkbox"/>	<input type="checkbox"/>	Entertain		0	
<input type="checkbox"/>	<input type="checkbox"/>	Protect one's Self and Others		0	
<input type="checkbox"/>	<input type="checkbox"/>	Create		0	
<input type="checkbox"/>	<input type="checkbox"/>	Shop		0	
<input type="checkbox"/>	<input type="checkbox"/>	Technical skills		0	
<input type="checkbox"/>	<input type="checkbox"/>	LIBRARY		1	

Sorting

Selected categories


Sort by Category name ascending


Sort by Course full name ascending


Sort


Move selected categories to


Choose...


 Edit


 Create new subcategory


 Sort subcategories by Category name ascending


 Sort subcategories by Category name descending


 Sort subcategories by Category ID number ascending


 Sort subcategories by Category ID number descending


 Delete


 Assign roles 3d

 Permissions

 Check permissions

 Cohorts

 Filters

 Restore course

Assign roles in Category: COURSES ②

Please choose a role to assign

Role	Description	Users with role
Manager		8 Panagiotis Chatziantoniou Anastasia Economou guru guru Theodora Kakouri Giulio Montanari provider provider bornemouth university Георги Чанов
Course creator		2 buddy buddy kostas kostas

[Back to Category: COURSES](#)

Assign role 'Course creator' in Category: COURSES ②

Existing users

Users in this Category (2)

buddy buddy (sdf@gwer.com)
kostas kostas (hamradio@freemail.gr)

Search

Clear

[Search options](#) ▶

Potential users

Potential Users (14)

admin admin (test@testwer.com)
Panagiotis Chatziantoniou (hagianto@sch.gr)
Anastasia Economou (anasta@cyearn.p.ac.c)
guru guru (guru@guru.com)
joomla_connector joomla_connector (gann
Theodora Kakouri (thkakouri@gmail.com)
Giulio Montanari (giulio.montanari@libero.it)
provider provider (sdf@sdf.com)
student student (student@wergw.vom
teacher2 teacher2 (ertgws@ijj.com)
bornemouth university (vkatos@bornemouth
Admin User (giannopk@cti.gr)
Philip Wilkinson (wilkinson88@gmail.com)
Георги Чанов (georgi.chapov@mpes.governr

Search

Clear

3h

◀ Add

Remove ▶

3f

3g

